

Table of contents



01

Warm-up

02

Look, listen
and repeat.

03

Listen, point
and say.

04

Let's talk.

05


Fun corner &
wrap-up



01

Warm-up






Tuesday



WHAT DAY IS IT?



Friday



WHAT DAY IS IT?

 Sunday



The background is a light green gradient with large orange and pink circular shapes on the left and right sides. A dashed white line separates these shapes from the central area. Various school supplies are scattered around: a purple backpack with a face in the top right, a pink backpack with a face in the bottom left, a yellow pencil, a blue pencil, a yellow crayon, a ruler, and a lightbulb. There are also several small stars and diamonds scattered throughout.


02

Activity 1

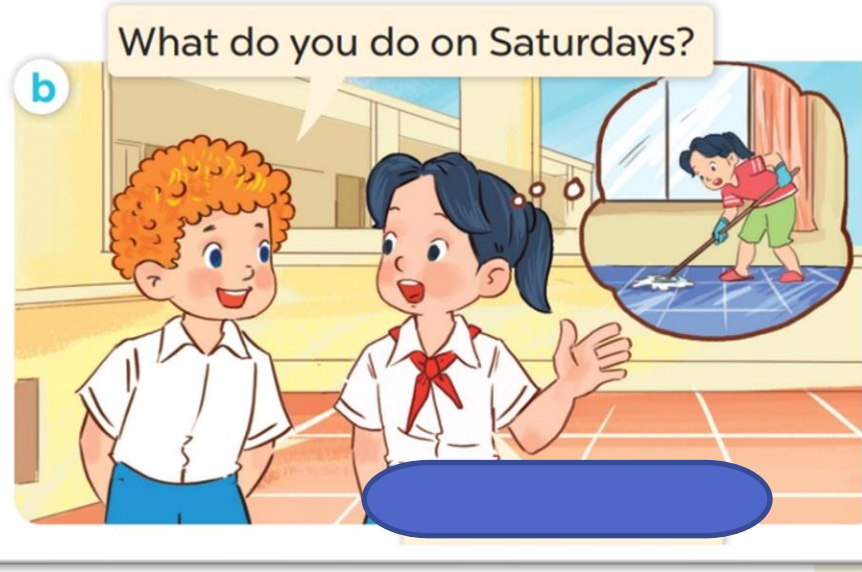
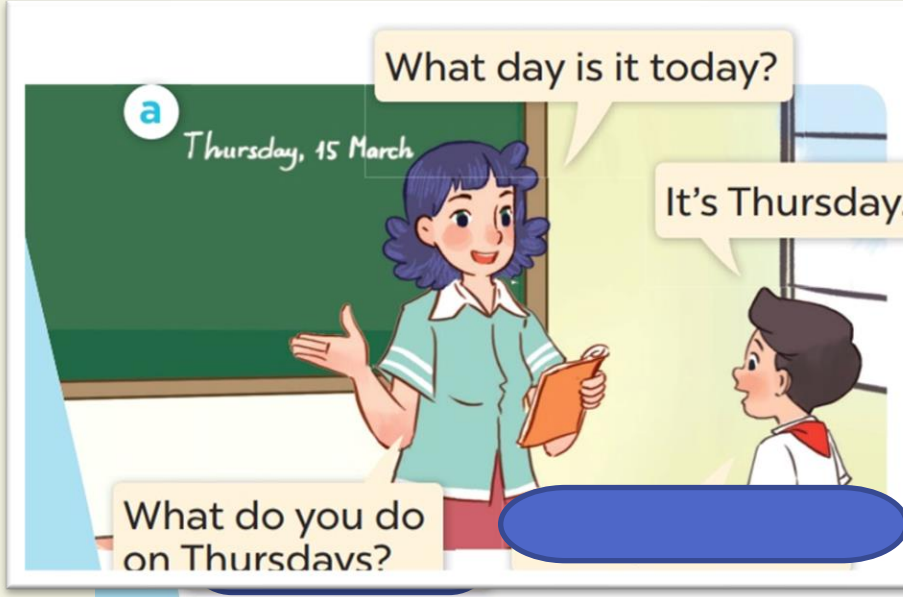
Look, listen and repeat.

1 Look, listen and repeat.

Track
29



Explore the dialogues.



03

Activity 2

Listen, point and say.



2 Listen, point and say.

Track
30



What do you do
on _____?

I _____.



Mondays / study at school



Wednesdays / go to school



Saturdays / do housework



Sundays / listen to music

Point and say.

What do you do
on _____?
- I _____.



Mondays / study at school



Wednesdays / go to school



Saturdays / do housework



Sundays / listen to music

04

Activity 3

Let's talk.



3 Let's talk.

What do you do on _____ ?



Tuesdays



Thursdays



Fridays

