

Tiếng Anh 2

GLOBAL
SUCCESS







Unit 4: In the countryside
Lesson 3





Warm-up and review





5. Look and write.

5

Look and write.

A large rectangular grid for handwriting practice. It features a solid blue border and a grid of dashed blue lines. The grid is divided into 10 columns and 4 rows. On the left side, a yellow pencil with a blue eraser and a green band is positioned diagonally, pointing towards the bottom-left corner. A vertical line of black dots is drawn along the left edge of the grid, starting from the top row and extending down to the bottom row.

5

Look and write.



road



5

Look and write.



river



5

Look and write.



rainbow



6

Listen and repeat.



What can you see?

I can see a rainbow.



7

Let's talk.



What can you see?

I _____.




a



b



c

7 Let's talk. 

What can you see?

I can see a road.



a

7

Let's talk.



What can you see?

I can see a rainbow.



b

7

Let's talk.



What can you see?

I can see a river.



C

8

Let's sing!



What can you see?
I can see a **r**ainbow.
A **r**ainbow in the sky.

What can you see?
I can see a **r**iver.
A **r**iver near the **r**oad.

Turn 1

Turn 2

Turn 3



Next



Game

NOUGHTS AND CROSSES



Let's play!



1

2

3

4

5

6

7

8

9


O

X

Winner


What can you see?

I can see a rainbow.




What can you see?

I can see a river.





What can you see?

I can see a road.





What can you see?

I can see a ruler.





What can you see?

I can see a red apple.




What can you see?

I can see a rabbit.





What can you see?

I can see a sail.




What can you see?

I can see a kite.



What can you see?

I can see a kitten.



THANK YOU!

