


# Tiếng Anh 4

GLOBAL  
SUCCESS



UNIT


5



# Things we can do



LESSON 2 PERIOD 3



# Contents

01

Warm-up

Look and guess.

02

Activity 1

Look, listen and repeat.

03

Activity 2

Listen, point and say.

04

Activity 3

Let's talk.

05

Games



01

# Warm-up



The background features several large, overlapping shapes in various colors: a pink shape in the top left, a teal shape in the top center, a large purple shape on the left side containing small black stars, diamonds, and squiggly lines, and an orange shape in the bottom right. The text is centered in a bold, black, sans-serif font.

**Look and guess.**

What can you do with this?



I can **ride a bike.**




What can you do with this?



I can ride a horse.

What can you do with this?



I can fly a kite.



What can you do with this?



I can play the piano.

What can you do with this?



I can play the guitar.

02

# Activity 1

Look, listen and repeat.



# What can't Linh do?

1 Look, listen and repeat.  Track 49







a Can Linh play badminton?

			
Linh			



Yes, she can.



b Can she play football?

			
Linh			

No, she can't, but she can swim.



# Listen and repeat.

**1** Look, listen and repeat.

**a** Can Linh play badminton?

			
Linh	✓		

Yes, she can.



# Listen and repeat.

**b** Can she play football?

			
Linh	✓	✗	✓

No, she can't, but she can swim.



# Work in pairs. Practise.

1 Look, listen and repeat. 

a Can Linh play badminton?

			
Linh	✓		

Yes, she can.



b Can she play football?

			
Linh	✓	✗	✓

No, she can't, but she can swim.





03

# Activity 2

Listen, point and say.





**play badminton**



**play football**



**cook**



**swim**



roller skate




**draw**






**Matching game!**

# Let's play



# Let's play.



Can **she** cook?



Yes, she can.

Can **she** swim?



No, she can't, but she can cook.

Can **he** play football?



Yes, he can.

Can **he** roller skate?



No, he can't,  
but he can play football.



# Work in pairs. Practise.

2 Listen, point and say.

Track  
50



Can he / she \_\_\_\_\_?

Yes, he / she can.

No, he / she can't,  
but he / she can \_\_\_\_\_.

a



swim / yes

b



roller skate / no / swim

c



cook / yes

d



draw / no / cook

04

# Activity 6

## Let's talk.



### 3 Let's talk.

Can he / she \_\_\_\_\_ ?

Yes, \_\_\_\_\_ .




No, \_\_\_\_\_ , but \_\_\_\_\_ .



05

# Games





Can he play badminton ?



Yes, he can.



Can she cook?



No, she can't,  
but she can draw.





Can he swim ?



Yes, he can .




Can she ride a bike ?



Yes, she can .



Can he play football ?



No, he can't,  
but he can play badminton.



Can he ride a horse ?



No, he can't,  
but he can ride a bike.




Can she play the piano?



Yes, she can.



Can he draw ?



No , he can't .



# AMONG US



# AMONG US





# AMONG US





AMONG US





AMONG US





AMONG US





AMONG US



# AMONG US

